

XXII FAI WORLD HANG GLIDING CHAMPIONSHIP 2019



Organizzatori/Organizers



Partners/Sponsors



22nd FAI World Hang Gliding Class 1 Championship

Task 7

2019-07-12 to 2019-07-27, FAI Category 1 event

2019-07-22 Task 7

Race to Goal 127.7 km




























Unofficial

No	Leg Dist.	Id	Radius	Open	Close	Coordinates	Altitude
1	0.0 km	D02	400 m	13:00	15:00	Lat: 46.27417 Lon: 13.17667	1170 m
2 SS	2.9 km	B57	31000 m	14:15	19:30	Lat: 46.57028 Lon: 13.05028	2011 m
3	33.3 km	B57	1000 m	14:15	19:30	Lat: 46.57028 Lon: 13.05028	2011 m
4	45.3 km	B17	2000 m	14:15	19:30	Lat: 46.57583 Lon: 12.86333	1718 m
5	102.9 km	B51	10000 m	14:15	19:30	Lat: 46.09192 Lon: 13.43165	120 m
6	125.3 km	Z11	400 m	14:15	19:30	Lat: 46.28065 Lon: 13.10928	197 m
7 ES	127.1 km	A02	1000 m	14:15	19:30	Lat: 46.30722 Lon: 13.11333	220 m
8	127.7 km	A02	400 m	14:15	19:30	Lat: 46.30722 Lon: 13.11333	220 m

StartGate(s): 14:15

#	Id	Name	Nat	Glider	Sponsor	SS	ES	Time	km/h	Distance	Dist. Points	Lead. Points	Time Points	Arr. Pos. Points	Total
1	72	Alessandro Ploner	M ITA	ICARO	AeCI, Adidas, Icaro, Woody Valley, Naviter	14:15:00	16:56:51	02:41:51	46.0	127.69	443.9	79.0	389.3	69.5	982
2	10	Manfred Ruhmer	M AUT	ICARO	Icaro2000, Woody Valley	14:15:00	17:00:14	02:45:14	45.1	127.69	443.9	83.5	348.1	66.5	942
3	70	Filippo Oppici	M ITA	WILLSWING	AeCI, Wills Wing, ROTOR, Flytec USA	14:15:00	17:06:42	02:51:42	43.4	127.69	443.9	74.9	305.4	63.6	888
4	57	Primoz Gricar	M GER	AEROS	Aeros,	14:15:00	17:07:15	02:52:15	43.3	127.69	443.9	79.4	302.3	60.8	886
5	73	Christian Ciech	M ITA	ICARO	AeCI - Icaro 2000 - Woody Valley	14:15:00	17:07:51	02:52:51	43.1	127.69	443.9	75.6	299.0	58.2	877
6	44	Mario Alonzi	M FRA	AEROS	FFVL AEROS	14:15:00	17:09:19	02:54:19	42.7	127.69	443.9	82.5	291.2	55.6	873
7	22	Glauco Pinto	M BRA	ICARO	CBVL ROTOR / ICARO 2000	14:15:00	17:09:22	02:54:22	42.7	127.69	443.9	72.9	290.9	53.1	861
8	29	Dan Vyhnalik	M CZE	AEROS	LAA CR	14:15:00	17:11:45	02:56:45	42.2	127.69	443.9	88.5	278.8	46.3	858
9	24	Alvaro Figueiredo Sandoli	M BRA	WILLSWING	CBVL Coronata/WillsWing/Rotor	14:15:00	17:09:55	02:54:55	42.6	127.69	443.9	72.1	288.0	50.8	855
10	28	Daniel Velez	M COL	WILLSWING	anamariavelasquez.com	14:15:00	17:13:16	02:58:16	41.8	127.69	443.9	97.3	271.4	40.4	853
11	21	Marcelo Andrei Gomes Da Rocha	M BRA	AEROS	CBVL cscvl-moikano.com.br	14:15:00	17:10:03	02:55:03	42.6	127.69	443.9	70.8	287.3	48.5	851
12	107	Peter Neuenschwander	M SUI	AEROS	www.fly-bumblebee.com	14:15:00	17:12:21	02:57:21	42.0	127.69	443.9	74.7	275.8	44.3	839
13	78	Yuji Suzuki	M JPN	MOYES	etenoir, FoseKift, Nishikawa, simplism, yazine	14:15:00	17:12:25	02:57:25	42.0	127.69	443.9	76.4	275.5	42.3	838
14	26	Tyler Borradaile	M CAN	MOYES	Flytec USA, Moyes	14:15:00	17:13:41	02:58:41	41.7	127.69	443.9	80.2	269.4	38.6	832
15	106	Ubaldo Romano	M SUI	AEROS	Delta club Interlaken	14:15:00	17:13:41	02:58:41	41.7	127.69	443.9	77.6	269.4	38.6	830
16	75	Genki Tanaka	M JPN	AEROS		14:15:00	17:14:25	02:59:25	41.5	127.69	443.9	81.4	266.0	33.7	825
17	16	Tschurnig Gunther	M AUT	ICARO	Wirth	14:15:00	17:14:11	02:59:11	41.6	127.69	443.9	78.1	267.1	35.2	824
18	64	Laszlo Okros	M HUN	MOYES		14:15:00	17:16:26	03:01:26	41.1	127.69	443.9	83.5	256.7	30.8	815
19	79	Minoru Kato	M JPN	MOYES		14:15:00	17:14:40	02:59:40	41.5	127.69	443.9	72.9	264.8	32.2	814
20	68	Davide Guiducci	M ITA	ICARO	AeCI, Icaro 2000, Woody Valley	14:15:00	17:17:05	03:02:05	40.9	127.69	443.9	83.0	253.8	28.2	809
21	120	John Simon	M USA	AEROS	US Aeros, Sport Aviation Svcs	14:15:00	17:19:08	03:04:08	40.5	127.69	443.9	86.6	244.8	22.9	798
22	52	Grant Crossingham	M GBR	MOYES	Luisa, Moyes brauniger	14:15:00	17:17:03	03:02:03	40.9	127.69	443.9	69.4	253.9	29.5	797

#	Id	Name	Nat	Glider	Sponsor	SS	ES	Time	km/h	Distance	Dist. Points	Lead. Points	Time Points	Arr. Pos. Points	Total
23	119	Pedro L. Garcia	M USA	WILLSWING	WillsWing / Digifly	14:15:00	17:19:29	03:04:29	40.4	127.69	443.9	84.3	243.3	22.1	794
24	59	Joerg Bajewski	M GER	ICARO	Timezone - ICARO 2000 - Aeros	14:15:00	17:18:41	03:03:41	40.6	127.69	443.9	76.5	246.7	24.9	792
25	3	Rory Duncan	M AUS	MOYES	Airborne, Moyes, ROTOR Australia	14:15:00	17:18:00	03:03:00	40.7	127.69	443.9	64.7	249.7	27.0	785
26	56	Gerd Doenhuber	M GER	ICARO	Skyline Flightgear	14:15:00	17:18:52	03:03:52	40.5	127.69	443.9	69.9	245.9	23.9	784
27	58	Roland Woehrle	M GER	MOYES	skyline sparkasse haslach/zell	14:15:00	17:18:34	03:03:34	40.6	127.69	443.9	64.8	247.2	25.9	782
28	47	Antoine Saraf	M FRA	AEROE	FFVL	14:15:00	17:21:33	03:06:33	39.9	127.69	443.9	64.7	234.5	21.3	764
29	1	Steve Blenkinsop	M AUS	MOYES		14:15:00	17:23:01	03:08:01	39.6	127.69	443.9	67.9	228.4	20.5	761
30	69	Suan Selenati	M ITA	WILLSWING	Aeci, WILLS WING, WOODY VALLEY	14:15:00	17:27:25	03:12:25	38.7	127.69	443.9	77.6	210.9	19.8	752
31	84	Arne Tanzer	M NED	ICARO	Flying Dutchman, Woody Valley	14:15:00	17:32:23	03:17:23	37.7	127.69	443.9	75.4	192.1	19.2	731
32	91	Olav Opsanger	M NOR	MOYES	Moyes	14:15:00	17:35:37	03:20:37	37.1	127.69	443.9	74.8	180.3	17.1	716
32	13	Walter Mayer	M AUT	MOYES	T-WM.at	14:15:00	17:35:10	03:20:10	37.2	127.69	443.9	71.9	181.9	18.6	716
34	105	Stanislav Galovec	M SLO	ICARO		14:15:00	17:35:10	03:20:10	37.2	127.69	443.9	70.8	181.9	18.6	715
35	117	Zac Majors	M USA	WILLSWING	Wills Wing, Flytec	14:15:00	17:35:24	03:20:24	37.2	127.69	443.9	63.6	181.0	17.6	706
36	4	Trent Brown	M AUS	MOYES		14:15:00	17:36:16	03:21:16	37.0	127.69	443.9	65.0	177.9	16.7	703
37	92	John Smith	M NZL	ICARO		14:15:00	17:38:34	03:23:34	36.6	127.69	443.9	62.3	169.8	16.3	692
38	50	Darren Brown	M GBR	WILLSWING	Wills Wing UK	14:15:00	17:40:42	03:25:42	36.2	127.69	443.9	52.3	162.4	15.4	674
39	110	Markel Neideman	M SWE	AEROE		14:15:00	17:39:58	03:24:58	36.3	127.69	443.9	47.2	164.9	16.0	672
40	54	Gordon Rigg	M GBR	MOYES	Skybean	14:15:00	17:42:13	03:27:13	36.0	127.69	443.9	53.7	157.2	15.1	670
41	38	Daniel Martin Mota	M ESP	WILLSWING		14:15:00	17:40:41	03:25:41	36.2	127.69	443.9	47.3	162.4	15.6	669
42	122	Vanni Accattoli	M ITA	MOYES	AeCI	14:15:00	17:53:00	03:38:00	34.2	127.69	443.9	69.1	121.7	14.7	649
43	102	Matjaz Klemencic	M SLO	MOYES	Red Bull, Naviter, Gloryfy	14:15:00	17:57:31	03:42:31	33.5	127.69	443.9	79.7	107.6	14.4	646
44	6	Craig Taylor	M AUS	MOYES		14:15:00	17:58:04	03:43:04	33.4	127.69	443.9	65.2	105.9	14.2	629
45	11	Christian Tiefenbacher	M AUT	ICARO	Moderne Raumgestaltung Tiefenbacher, RCP Vermietung	14:15:00	17:54:06	03:39:06	34.0	127.69	443.9	51.5	118.2	14.6	628
46	14	Alexander Sigl	M AUT	WILLSWING	P.S.	14:15:00	17:57:46	03:42:46	33.4	127.69	443.9	62.3	106.8	14.3	627
47	51	Dave Matthews	M GBR	MOYES	BHPA	14:15:00	17:52:01	03:37:01	34.3	127.69	443.9	31.6	124.9	14.9	615
48	46	Francois Isoard	M FRA	AEROE	FFVL - DCA	14:15:00	18:34:40	04:19:40	28.7	127.69	443.9	59.4	1.9	14.0	519
49	48	Andrew Hollidge	M GBR	WILLSWING	Bhpa	14:15:00	18:30:37	04:15:37	29.1	127.69	443.9	45.9	12.7	14.1	517
50	71	Manuel Revelli	M ITA	ICARO	AeCI	14:15:00	18:32:48	04:17:48	28.9	127.69	443.9	46.2	6.9	14.0	511
51	9	Steve Docherty	M AUS	MOYES		14:15:00				125.67	440.4	57.4			498
51	103	Franc Peternel	M SLO	MOYES	WIFE NAVITER	14:15:00				119.60	421.2	76.9			498
53	100	Felix Cantesanu	M ROU	AEROE	AEROS	14:15:00				123.23	433.8	52.7			487
54	49	Gary Wirdnam	M GBR	ICARO		14:15:00				125.02	438.9	31.3			470
55	101	Konstantin Lukyanov	M RUS	MOYES		14:15:00				118.82	418.2	42.1			460
56	43	Eric Mathurin	M FRA	MOYES	FFVL	14:15:00				112.90	396.7	62.5			459
57	114	Canberg Ozveren	M TUR	AEROE	Turkish Aeronautical Association	14:15:00				119.09	419.3	36.9			456
58	115	Evgen Lysenko	M UKR	AEROE	Aeros, Altair	14:15:00				109.97	388.4	64.6			453
59	35	Frantisek Kostal	M CZE	AEROE	LAA CR, Torsolo	14:15:00				109.97	388.4	47.8			436
60	67	Marco Laurenzi	M ITA	ICARO	AeCI, Flyve, Digifly, WoodyValley, ICARO2000	14:15:00				106.12	370.4	62.8			433
61	66	Tullio Gervasoni	M ITA	WILLSWING	AeCI/WILLS WING/WOODY VALLEY	14:15:00				103.88	357.9	70.3			428
62	25	Evan Smith	M CAN	WILLSWING		14:15:00				103.71	356.5	65.5			422
62	95	Viv Clements	M NZL	ICARO	Icaro OZ	14:15:00				111.44	393.1	29.2			422
64	7	Nils Vesk	M AUS	MOYES	Ideas with Legs	14:15:00				104.15	359.6	61.1			421
65	87	Gijs Wanders	M NED	WILLSWING	-	14:15:00				103.86	357.7	60.7			418
66	41	Chomin Gallego Escribano	M ESP	AEROE		14:15:00				106.65	373.1	43.5			417
67	109	Damien Zahn	M SUI	MOYES	Moyes, Skyline, Deltalab, HighAdventure.ch	14:15:00				102.99	350.6	62.8			413
68	83	Sander Van Schaik	M NED	ICARO	sanderdelta.nl	14:15:00				106.43	372.0	35.2			407
68	94	Matthew Barlow	M NZL	MOYES	Nil	14:15:00				110.80	391.2	15.5			407
70	104	Janez Grm	M SLO	AEROE	Janez	14:15:00				104.58	361.8	41.8			404
70	2	Rohan Taylor	M AUS	MOYES	Flight Suite	14:15:00				102.77	348.6	55.7			404
72	18	David Brito Filho	M BRA	AEROE	CBVL Corinthians Rotor CBVL	14:15:00				102.89	349.7	52.4			402
73	123	Igriza Flora	M ITA	ICARO	bottega d'arte orafa Flora e Comoretto	14:15:00				104.13	359.5	39.8			399
74	116	Jeff Chipman	M USA	MOYES		14:15:00				103.10	351.4	46.0			397
75	34	Petr Polach	M CZE	MOYES	LAA CR, pg-shop	14:15:00				101.81	338.3	58.0			396
76	113	Kamil Demirkan	M TUR	AEROE	Turkish Aeronautical Association	14:15:00				102.45	345.2	40.7			386
77	99	Mikolaj Przewdzia	M POL	AEROE	PSP	14:15:00				99.79	314.9	62.6			378
78	33	Lukas Vojacek	M CZE	AEROE		14:15:00				100.80	326.6	50.1			377
79	85	Joost Eertman	M NED	ICARO		14:15:00				99.67	313.6	59.8			373
80	60	Georg Schweier	M GER	WILLSWING	no set	14:15:00				99.54	312.1	60.0			372
81	74	Akira Nagusa	M JPN	WILLSWING	Takamaru Engineers KEEN Eruk	14:15:00				99.05	305.7	60.2			366
82	31	Jiri Gut	M CZE	WILLSWING	Gut Composites ,Laa CR,	14:15:00				99.08	306.2	56.0			362
83	97	Tom Kellner	M NZL	AEROE	IBL	14:15:00				104.09	359.3				359
84	98	Piers Throssell	M NZL	MOYES		14:15:00				103.86	357.7				358

#	Id	Name		Nat	Glider	Sponsor	SS	ES	Time	km/h	Distance	Dist. Points	Lead. Points	Time Points	Arr. Pos. Points	Total
84	108	Franz Herrmann	M	SUI		Herrmann Holzbau GmbH	14:15:00				99.38	310.1	47.9			358
86	86	Tanno Rutten	M	NED			14:15:00				99.61	312.9	38.9			352
87	30	Jiri Nadvornik	M	CZE		LAACR	14:15:00				98.63	299.8	48.5			348
88	45	Christian Pollet	M	FRA		FFVL	14:15:00				97.19	279.9	58.1			338
89	53	Malcolm Brown	M	GBR		Bhpa	14:15:00				97.12	279.2	55.6			335
90	81	Young Don Lee	M	KOR			14:15:00				96.98	277.5	40.3			318
91	93	Derek Mckee	M	NZL		Celabit	14:15:00				97.92	289.3	27.8			317
92	65	Noel Collins	M	IRL			14:15:00				95.00	256.9	30.6			288
93	111	Tommy Nilsson	M	SWE			14:15:00				80.36	208.8				209
94	89	Johnny Nilssen	M	NOR		Hangglidning Lanzarote	14:15:00				71.72	190.2	17.8			208
95	39	Tximo Iriarte	M	ESP		AIS Servicios Integrales destrucciondedocumentacion.com	14:15:00				71.61	189.9				190
96	62	Attila Kis	M	HUN			14:15:00				69.51	183.8				184
97	27	Hernan Cortes Pinones	M	CHI			14:15:00				62.76	163.5				164
97	15	Wolfgang Siess	M	AUT		WillsWing, Gloryfy, Rotor	14:15:00				63.13	164.3				164
99	76	Shogo Ota	M	JPN		nissei, Tsukishimakikai	14:15:00				45.33	126.1				126
100	61	Carlos Rolando Alvarado	M	GUA		Asociación Nacional de Vuelo Libre Guatemala	14:15:00				41.87	118.1				118
101	82	Jaesun Moon	M	KOR			14:15:00				40.70	114.8				115
102	118	Will Ramsey	M	USA			14:15:00				39.19	109.5				110
103	42	Eric Wyss	M	FRA		FFVL	14:15:00				33.56	91.5				92
104	77	Takashi Sunama	M	JPN			14:15:00				32.41	88.5				89
105	96	Shane Mckay	M	NZL			14:15:00				28.67	77.6				78
105	37	Alvaro Idigoras	M	ESP			14:15:00				28.72	77.8				78
107	5	Peter Burkitt	M	AUS			14:15:00				16.72	47.3				47
108	23	Konrad Heilmann	M	BRA		CBVL www.riohanggliding.com	14:15:00				8.03	28.5				29
109	20	Eduardo Oliveira	M	BRA		CBVL VIVAAOVENTO CORINTHIANS	14:15:00				7.58	27.5				28
110	40	Jesus Mari Hernando Duque	M	ESP			14:15:00				7.00	25.9				26
110	88	Emiel Jansen	M	NED		https://www.mooietenten.nl	14:15:00				7.00	25.9				26

Pilots absent from task (ABS)

Id	Name
8	Guy Hubbard
12	Joseph Salvenmoser
17	Fabio Thomaz
19	Max Turiaco
32	Petr Tucek
55	Kajo Clauss
80	Yoko Sano
90	Jens Krotseng
112	Hakan Andersson Bernardo

Pilots not yet processed (NYP)

Id	Name
-----------	-------------

Task statistics

param	value
ss_distance	124.172
task_distance	127.688
launch_to_ess_distance	127.088
no_of_pilots_present	111
no_of_pilots_flying	111
no_of_pilots_lo	61
no_of_pilots_reaching_nom_dist	95
no_of_pilots_reaching_es	50
no_of_pilots_reaching_goal	50
sum_flown_distance	11569.943
best_dist	127.688
best_time	2.6975
worst_time	4.327777777777778
no_of_pilots_in_competition	120
no_of_pilots_landed_before_stop	0
sum_dist_over_min	10797.053
sum_real_dist_over_min	10797.053
sum_flown_distances	11569.943
best_real_dist	127.688
last_start_time	2019-07-22T14:15:00+02:00
first_start_time	2019-07-22T14:15:00+02:00
first_finish_time	2019-07-22T16:56:51+02:00
max_time_to_get_time_points	4.33990677056568
no_of_pilots_with_time_points	50
goalratio	0.45045045045045
arrival_weight	0.0695092325707738
departure_weight	0
leading_weight	0.0973129255990834
time_weight	0.389251702396333
distance_weight	0.443926139433809
smallest_leading_coefficient	1.78997632693693
available_points_distance	443.926139433809
available_points_time	389.251702396333
available_points_departure	0
available_points_leading	97.3129255990834
available_points_arrival	69.5092325707738
time_validity	1
launch_validity	1
distance_validity	1
stop_validity	1
day_quality	1
ftv_day_validity	1
time_points_stop_correction	0

Scoring formula settings

param	value
id	GAP2018
min_dist	7
nom_dist	70
nom_time	1.5
nom_launch	0.96
nom_goal	0.3
day_quality_override	0
bonus_gr	5
jump_the_gun_factor	2
jump_the_gun_max	300
normalize_1000_before_day_quality	0
time_points_if_not_in_goal	0.8
use_1000_points_for_max_day_quality	0
use_arrival_position_points	1
use_arrival_time_points	0
use_departure_points	0
use_difficulty_for_distance_points	1
use_distance_points	1
use_distance_squared_for_LC	1
use_leading_points	1
use_semi_circle_control_zone_for_goal_line	1

param	value
use_time_points	1
scoring_altitude	QNH
final_glide_decelerator	none
no_final_glide_decelerator_reason	
min_time_span_for_valid_task	90
score_back_time	15
use_proportional_leading_weight_if_nobody_in_goal	0
leading_weight_factor	1
turnpoint_radius_tolerance	0.001

Report created: 2019-07-22T18:51:36+02:00

FS development, maintenance and support by 