

XXII FAI WORLD HANG GLIDING CHAMPIONSHIP 2019



Organizzatori/Organizers



Partners/Sponsors



22nd FAI World Hang Gliding Class 1 Championship

Task 3

2019-07-12 to 2019-07-27, FAI Category 1 event

2019-07-17 Task 3































































Race to Goal 75.3 km


































Official

No	Leg Dist.	Id	Radius	Open	Close	Coordinates	Altitude
1	0.0 km	D01	400 m	12:45	15:30	Lat: 46.23083 Lon: 12.80694	980 m
2 SS	5.4 km	B24	13500 m	14:15	19:00	Lat: 46.23556 Lon: 12.70583	1300 m
3	45.4 km	B51	5000 m	14:15	19:00	Lat: 46.09192 Lon: 13.43165	120 m
4	72.9 km	Z11	400 m	14:15	19:00	Lat: 46.28065 Lon: 13.10928	197 m
5 ES	74.7 km	A02	1000 m	14:15	19:00	Lat: 46.30722 Lon: 13.11333	220 m
6	75.3 km	A02	400 m	14:15	19:00	Lat: 46.30722 Lon: 13.11333	220 m

StartGate(s): 14:15, 14:40, 15:05

#	Id	Name	Nat	Glider	Sponsor	SS	ES	Time	km/h	Distance	Dist. Points	Lead. Points	Time Points	Arr. Pos. Points	Total
1	10	Manfred Ruhmer	M AUT	ICARO	Icaro2000, Woody Valley	14:15:00	16:00:52	01:45:52	39.3	75.25	363.1	111.5	440.7	77.8	993
2	72	Alessandro Ploner	M ITA	ICARO	AeCI, Adidas, Icaro, Woody Valley, Naviter	14:15:00	16:00:46	01:45:46	39.3	75.25	363.1	98.1	445.9	79.6	987
3	67	Marco Laurenzi	M ITA	ICARO	AeCI, Flyve, Digifly, WoodyValley, ICARO2000	14:15:00	16:01:46	01:46:46	38.9	75.25	363.1	91.9	421.8	76.1	953
4	73	Christian Ciech	M ITA	ICARO	AeCI - Icaro 2000 - Woody Valley	14:15:00	16:02:56	01:47:56	38.5	75.25	363.1	105.1	405.5	74.4	948
5	69	Suan Selenati	M ITA	WILLSWING	Aeci, WILLS WING, WOODY VALLEY	14:15:00	16:03:14	01:48:14	38.4	75.25	363.1	104.1	401.9	72.7	942
6	28	Daniel Velez	M COL	WILLSWING	anamariavelasquez.com	14:15:00	16:03:45	01:48:45	38.2	75.25	363.1	100.8	395.9	67.8	928
7	18	David Brito Filho	M BRA	AEROE	CBVL Corinthians Rotor CBVL	14:15:00	16:03:37	01:48:37	38.3	75.25	363.1	91.6	397.4	71.0	923
8	21	Marcelo Andrei Gomes Da Rocha	M BRA	AEROE	CBVL cscvl-moikano.com.br	14:15:00	16:03:38	01:48:38	38.3	75.25	363.1	91.0	397.3	69.4	921
9	84	Arne Tanzer	M NED	ICARO	Flying Dutchman, Woody Valley	14:15:00	16:05:29	01:50:29	37.6	75.25	363.1	90.8	378.1	66.3	898
10	119	Pedro L. Garcia	M USA	WILLSWING	WillsWing / Digifly	14:15:00	16:06:26	01:51:26	37.3	75.25	363.1	95.8	369.3	63.3	892
11	70	Filippo Oppici	M ITA	WILLSWING	AeCI, Wills Wing, ROTOR, Flytec USA	14:15:00	16:06:06	01:51:06	37.4	75.25	363.1	84.6	372.3	64.7	885
12	44	Mario Alonzi	M FRA	AEROE	AEROS	14:15:00	16:07:05	01:52:05	37.1	75.25	363.1	89.0	363.6	61.8	878
13	102	Matjaz Klemencic	M SLO	MOYES	Red Bull, Naviter, Gloryfy	14:15:00	16:08:01	01:53:01	36.8	75.25	363.1	98.7	355.6	59.0	876
14	24	Alvaro Figueiredo Sandoli	M BRA	WILLSWING	CBVL Coronata/WillsWing/Rotor	14:15:00	16:08:34	01:53:34	36.6	75.25	363.1	92.9	351.1	57.6	865
15	26	Tyler Borradaile	M CAN	MOYES	Flytec USA, Moyes	14:15:00	16:08:00	01:53:00	36.8	75.25	363.1	84.1	355.8	60.4	863
16	117	Zac Majors	M USA	WILLSWING	Wills Wing, Flytec	14:15:00	16:08:38	01:53:38	36.6	75.25	363.1	91.2	350.6	56.3	861
17	16	Tschurnig Gunther	M AUT	ICARO	Wirth	14:15:00	16:09:15	01:54:15	36.4	75.25	363.1	80.9	345.7	54.9	845
18	57	Primož Gricar	M GER	AEROE	Aeros,	14:15:00	16:11:26	01:56:26	35.7	75.25	363.1	83.1	329.2	53.7	829
19	13	Walter Mayer	M AUT	MOYES	T-WM.at	14:15:00	16:12:13	01:57:13	35.5	75.25	363.1	79.7	323.5	51.2	818
20	29	Dan Vyhnalik	M CZE	AEROE	LAA CR	14:15:00	16:12:08	01:57:08	35.5	75.25	363.1	76.2	324.1	52.4	816
21	6	Craig Taylor	M AUS	MOYES		14:15:00	16:13:50	01:58:50	35.0	75.25	363.1	92.3	312.3	47.7	815
22	79	Minoru Kato	M JPN	MOYES		14:15:00	16:12:21	01:57:21	35.4	75.25	363.1	76.5	322.6	50.0	812
23	43	Eric Mathurin	M FRA	MOYES		14:15:00	16:13:14	01:58:14	35.2	75.25	363.1	79.2	316.4	48.8	808
24	58	Roland Woehrle	M GER	MOYES	skyline sparkasse haslach/zell	14:15:00	16:14:36	01:59:36	34.8	75.25	363.1	75.8	307.1	46.6	793

#	Id	Name	Nat	Glider	Sponsor	SS	ES	Time	km/h	Distance	Dist. Points	Lead. Points	Time Points	Arr. Pos. Points	Total
25	17	Fabio Thomaz	M BRA		CBVL www.rioadelta.com.br	14:15:00	16:16:14	02:01:14	34.3	75.25	363.1	72.3	296.4	45.5	777
26	78	Yuji Suzuki	M JPN		etenoir, FoseKift, Nishikawa, simplism, yazine	14:15:00	16:16:26	02:01:26	34.2	75.25	363.1	72.9	295.1	43.4	775
27	87	Gijs Wanders	M NED		-	14:15:00	16:16:24	02:01:24	34.2	75.25	363.1	71.2	295.3	44.4	774
28	55	Kajo Clauss	M GER		Carnet GmbH, Kunstflugzentrale	14:15:00	16:21:29	02:06:29	32.9	75.25	363.1	79.2	264.2	40.4	747
29	85	Joost Eertman	M NED			14:15:00	16:19:54	02:04:54	33.3	75.25	363.1	64.2	273.6	42.4	743
30	52	Grant Crossingham	M GBR		Luisa, Moyes brauniger	14:15:00	16:22:30	02:07:30	32.6	75.25	363.1	81.0	258.3	39.5	742
31	46	Francois Isoard	M FRA		FFVL - DCA	14:15:00	16:20:54	02:05:54	33.0	75.25	363.1	66.6	267.6	41.4	739
32	115	Evgen Lysenko	M UKR		Aeros, Altair	14:15:00	16:22:39	02:07:39	32.6	75.25	363.1	61.4	257.4	38.6	721
33	49	Gary Wirdnam	M GBR			14:15:00	16:22:58	02:07:58	32.5	75.25	363.1	59.3	255.6	37.7	716
34	66	Tullio Gervasoni	M ITA		AeCI/WILLS WING/WOODY VALLEY	14:15:00	16:23:08	02:08:08	32.4	75.25	363.1	60.3	254.7	36.8	715
35	54	Gordon Rigg	M GBR		Skybean	14:15:00	16:24:01	02:09:01	32.2	75.25	363.1	59.6	249.7	36.0	708
36	76	Shogo Ota	M JPN		nissei,Tsukishimakikai	14:15:00	16:24:13	02:09:13	32.2	75.25	363.1	58.2	248.6	35.2	705
37	107	Peter Neuenschwander	M SUI		www.fly-bumblebee.com	14:15:00	16:25:01	02:10:01	32.0	75.25	363.1	60.7	244.1	34.4	702
37	122	Vanni Accattoli	M ITA		AeCI	14:15:00	16:25:24	02:10:24	31.9	75.25	363.1	63.7	242.0	33.6	702
39	106	Ubaldo Romano	M SUI		Delta club Interlaken	14:15:00	16:26:37	02:11:37	31.6	75.25	363.1	72.1	235.3	30.8	701
40	15	Wolfgang Siess	M AUT		WillsWing, Gloryfy, Rotor	14:15:00	16:26:36	02:11:36	31.6	75.25	363.1	64.6	235.4	31.5	695
41	108	Franz Herrmann	M SUI		Herrmann Holzbau GmbH	14:15:00	16:26:00	02:11:00	31.7	75.25	363.1	58.3	238.7	32.9	693
42	3	Rory Duncan	M AUS		Airborne, Moyes, ROTOR Australia	14:15:00	16:28:26	02:13:26	31.2	75.25	363.1	76.3	225.6	26.5	692
43	65	Noel Collins	M IRL			14:15:00	16:26:27	02:11:27	31.6	75.25	363.1	56.0	236.2	32.2	688
44	51	Dave Matthews	M GBR		BHPA	14:15:00	16:26:50	02:11:50	31.5	75.25	363.1	56.7	234.1	29.5	683
44	103	Franc Peternel	M SLO		WIFE NAVITER	14:15:00	16:27:47	02:12:47	31.3	75.25	363.1	62.6	229.0	28.2	683
46	64	Laszlo Okros	M HUN			14:15:00	16:29:11	02:14:11	31.0	75.25	363.1	67.9	221.6	23.7	676
46	45	Christian Pollet	M FRA		no	14:15:00	16:27:43	02:12:43	31.3	75.25	363.1	54.4	229.4	28.8	676
48	74	Akira Nagusa	M JPN		Takamaru Engineers KEEN Eruk	14:15:00	16:28:10	02:13:10	31.2	75.25	363.1	57.6	227.0	27.7	675
49	25	Evan Smith	M CAN			14:15:00	16:26:42	02:11:42	31.6	75.25	363.1	43.8	234.9	30.1	672
50	23	Konrad Heilmann	M BRA		CBVL www.riohanggliding.com	14:15:00	16:29:32	02:14:32	30.9	75.25	363.1	65.8	219.8	22.4	671
51	50	Darren Brown	M GBR		Wills Wing UK	14:15:00	16:28:30	02:13:30	31.1	75.25	363.1	55.5	225.2	26.0	670
51	14	Alexander Sigl	M AUT		P.S.	14:15:00	16:29:15	02:14:15	31.0	75.25	363.1	62.0	221.2	23.2	670
51	109	Damien Zahn	M SUI		Moyes, Skyline, Deltalab, HighAdventure.ch	14:15:00	16:28:22	02:13:22	31.2	75.25	363.1	53.8	225.9	27.1	670
54	91	Olav Opsanger	M NOR		Moyes	14:15:00	16:29:28	02:14:28	30.9	75.25	363.1	63.3	220.1	22.8	669
55	34	Petr Polach	M CZE		LAA CR, pg-shop	14:15:00	16:29:53	02:14:53	30.8	75.25	363.1	66.0	217.9	21.0	668
56	53	Malcolm Brown	M GBR		Bhpa	14:15:00	16:28:46	02:13:46	31.1	75.25	363.1	53.3	223.8	25.0	665
56	8	Guy Hubbard	M AUS		Moyes	14:15:00	16:28:30	02:13:30	31.1	75.25	363.1	50.9	225.2	26.0	665
56	89	Johnny Nilssen	M NOR		Hangglidning Lanzarote	14:15:00	16:30:29	02:15:29	30.7	75.25	363.1	66.4	214.8	20.7	665
59	9	Steve Docherty	M AUS			14:15:00	16:28:52	02:13:52	31.1	75.25	363.1	51.5	223.3	24.5	662
60	47	Antoine Saraf	M FRA		FFVL	14:15:00	16:29:51	02:14:51	30.8	75.25	363.1	55.2	218.1	21.3	658
60	99	Mikolaj Przewdzia	M POL		PSP	14:15:00	16:29:04	02:14:04	31.0	75.25	363.1	48.3	222.2	24.1	658
62	48	Andrew Hollidge	M GBR		Bhpa	14:15:00	16:29:34	02:14:34	30.9	75.25	363.1	51.6	219.6	22.1	656
63	31	Jiri Gut	M CZE		Gut Composites ,Laa CR,	14:15:00	16:30:50	02:15:50	30.6	75.25	363.1	58.0	213.0	20.4	655
63	100	Felix Cantesanu	M ROU		AEROS	14:15:00	16:29:49	02:14:49	30.8	75.25	363.1	51.7	218.3	21.7	655
65	1	Steve Blenkinsop	M AUS			14:15:00	16:30:55	02:15:55	30.6	75.25	363.1	56.9	212.6	20.1	653
66	32	Petr Tucek	M CZE		AVIATIK	14:15:00	16:31:28	02:16:28	30.5	75.25	363.1	54.8	209.7	19.8	647
67	20	Eduardo Oliveira	M BRA		CBVL VIVAAOVENTO CORINTHIANS	14:40:00	16:48:56	02:08:56	32.2	75.25	363.1	10.0	250.1	16.7	640
68	62	Attila Kis	M HUN			14:15:00	16:32:47	02:17:47	30.2	75.25	363.1	53.3	203.0	19.3	639
69	101	Konstantin Lukyanov	M RUS			14:15:00	16:33:18	02:18:18	30.1	75.25	363.1	55.5	200.4	19.1	638
70	35	Frantisek Kostal	M CZE		LAA CR, Torsolo	14:15:00	16:33:19	02:18:19	30.1	75.25	363.1	55.1	200.3	18.8	637
71	112	Hakan Andersson Bernardo	M SWE			14:15:00	16:32:37	02:17:37	30.2	75.25	363.1	47.4	203.9	19.6	634
72	33	Lukas Vojacek	M CZE			14:15:00	16:35:56	02:20:56	29.5	75.25	363.1	56.4	187.4	18.4	625
73	77	Takashi Sunama	M JPN			14:15:00	16:36:05	02:21:05	29.5	75.25	363.1	51.5	186.6	18.0	619
74	59	Joerg Bajewski	M GER		Timezone - ICARO 2000 - Aeros	14:15:00	16:36:03	02:21:03	29.5	75.25	363.1	47.8	186.8	18.2	616
74	60	Georg Schweier	M GER		no set	14:15:00	16:35:01	02:20:01	29.7	75.25	363.1	42.6	191.9	18.6	616
76	39	Tximo Iriarte	M ESP		AIS Servicios Integrales destrucciondedocumentacion.com	14:15:00	16:36:34	02:21:34	29.4	75.25	363.1	46.2	184.3	17.9	612
77	94	Matthew Barlow	M NZL		Nil	14:15:00	16:36:38	02:21:38	29.4	75.25	363.1	43.0	183.9	17.7	608
78	56	Gerd Doehuber	M GER		Skyline Flightgear	14:15:00	16:43:18	02:28:18	28.0	75.25	363.1	35.1	152.4	17.6	568
79	30	Jiri Nadvornik	M CZE		LAACR	14:15:00	16:45:26	02:30:26	27.6	75.25	363.1	38.1	142.7	17.3	561
80	104	Janez Grm	M SLO		Janez	14:15:00	16:48:14	02:33:14	27.1	75.25	363.1	47.4	130.1	16.9	558
81	110	Markel Neideman	M SWE			14:15:00	16:51:24	02:36:24	26.6	75.25	363.1	59.3	116.3	16.5	555
82	2	Rohan Taylor	M AUS		Flight Suite	14:15:00	16:47:21	02:32:21	27.3	75.25	363.1	37.8	134.1	17.0	552
83	86	Tanno Rutten	M NED			14:15:00	16:47:20	02:32:20	27.3	75.25	363.1	34.5	134.1	17.1	549
84	95	Viv Clements	M NZL		Icaro OZ	14:15:00	16:45:18	02:30:18	27.7	75.25	363.1	21.1	143.3	17.4	545
85	42	Eric Wyss	M FRA		FFVL	14:15:00	16:51:16	02:36:16	26.6	75.25	363.1	43.4	116.8	16.5	540
86	38	Daniel Martin Mota	M ESP			14:15:00	16:48:14	02:33:14	27.1	75.25	363.1	25.4			

#	Id	Name	Nat	Glider	Sponsor	SS	ES	Time	km/h	Distance	Dist. Points	Lead. Points	Time Points	Arr. Pos. Points	Total
87	37	Alvaro Idigoras	M ESP			14:15:00	16:50:27	02:35:27	26.7	75.25	363.1	23.4	120.4	16.6	524
88	81	Young Don Lee	M KOR			14:15:00	16:52:09	02:37:09	26.5	75.25	363.1	25.8	113.0	16.4	518
89	11	Christian Tiefenbacher	M AUT		Moderne Raumgestaltung Tiefenbacher, RCP Vermietung	14:15:00	16:55:39	02:40:39	25.9	75.25	363.1	28.2	98.1	16.3	506
90	40	Jesus Mari Hernando Duque	M ESP			14:15:00	16:54:17	02:39:17	26.1	75.25	363.1	19.1	103.9	16.3	502
91	7	Nils Vesik	M AUS		Ideas with Legs	14:15:00	17:00:09	02:45:09	25.2	75.25	363.1	30.2	79.3	16.2	489
92	114	Canberg Ozveren	M TUR		Turkish Aeronautical Association	14:15:00	17:06:54	02:51:54	24.2	75.25	363.1	45.3	52.0	16.2	477
93	111	Tommy Nilsson	M SWE			14:15:00	17:07:57	02:52:57	24.0	75.25	363.1	34.5	47.9	16.1	462
94	113	Kamil Demirkan	M TUR		Turkish Aeronautical Association	14:15:00	17:07:45	02:52:45	24.1	75.25	363.1	31.0	48.7	16.1	459
95	116	Jeff Chipman	M USA			14:15:00	17:09:56	02:54:56	23.8	75.25	363.1	21.2	40.1	16.0	440
96	92	John Smith	M NZL			14:15:00				70.82	352.4	83.2			436
97	71	Manuel Revelli	M ITA		AeCI	14:15:00	17:26:45	03:11:45	21.7	75.25	363.1	2.3		16.0	381
98	123	Igriza Flora	M ITA		bottega d'arte orafa Flora e Comoretto	14:15:00	18:08:23	03:53:23	17.8	75.25	363.1			16.0	379
99	22	Glauco Pinto	M BRA		CBVL ROTOR / ICARO 2000	14:15:00				52.48	294.9	39.4			334
100	83	Sander Van Schaik	M NED		sanderdelta.nl	14:15:00				55.01	305.9	15.6			322
101	98	Piers Throssell	M NZL			14:15:00				54.93	305.6				306
102	41	Chomin Gallego Escribano	M ESP			14:15:00				53.54	300.0				300
103	80	Yoko Sano	F JPN			14:15:00				51.45	289.2				289
104	118	Will Ramsey	M USA			14:15:00				49.33	275.5	11.5			287
105	90	Jens Krotseng	M NOR		Me	14:15:00				46.16	252.4				252
105	68	Davide Guiducci	M ITA		AeCI, Icaro 2000, Woody Valley	14:15:00				46.13	252.1				252
107	75	Genki Tanaka	M JPN			14:15:00				36.86	196.9				197
108	5	Peter Burkitt	M AUS			14:15:00				33.56	184.5				185
109	4	Trent Brown	M AUS			14:15:00				32.85	181.7				182
110	27	Hernan Cortes Pinones	M CHI			14:15:00				32.73	181.2				181
111	96	Shane Mckay	M NZL			14:15:00				29.78	164.5				165
112	105	Stanislav Galovec	M SLO			14:15:00				28.65	157.3				157
113	82	Jaesun Moon	M KOR			14:15:00				26.57	142.1				142
114	97	Tom Kellner	M NZL		IBL	14:15:00				24.88	129.8				130
115	120	John Simon	M USA		US Aeros, Sport Aviation Svcs	14:15:00				21.76	106.9				107
116	61	Carlos Rolando Alvarado	M GUA		Asociación Nacional de Vuelo Libre Guatemala	14:15:00				21.60	105.9				106
117	93	Derek Mckee	M NZL		Celabit	14:15:00				20.47	97.7				98
118	12	Joseph Salvenmoser	M AUT		RED BULL	14:15:00				20.36	96.9				97
119	88	Emiel Jansen	M NED		https://www.mooietenten.nl					7.00	22.7				23
120	19	Max Turiaco	M BRA		CBVL AEROS					DNF	0.0				0

Pilots absent from task (ABS)

Id	Name
36	Ataulfo J Fernandez Montero
63	Balazs Ujhelyi
121	Bruce Barmakian

Pilots not yet processed (NYP)

Id	Name
-----------	-------------

Task statistics


param	value
ss_distance	69.294
task_distance	75.254
launch_to_ess_distance	74.654
no_of_pilots_present	120
no_of_pilots_flying	119
no_of_pilots_lo	22
no_of_pilots_reaching_nom_dist	98
no_of_pilots_reaching_es	97
no_of_pilots_reaching_goal	97
sum_flown_distance	8113.26200000001
best_dist	75.254
best_time	1.76277777777778
worst_time	3.88972222222222
no_of_pilots_in_competition	123
no_of_pilots_landed_before_stop	0
sum_dist_over_min	7283.65100000001
sum_real_dist_over_min	7283.65100000001
sum_flown_distances	8113.26200000001
best_real_dist	75.254
last_start_time	2019-07-17T14:40:00+02:00
first_start_time	2019-07-17T14:15:00+02:00
first_finish_time	2019-07-17T16:00:46+02:00
max_time_to_get_time_points	3.09047419555474
no_of_pilots_with_time_points	95
goalratio	0.815126050420168
arrival_weight	0.0796164362680317
departure_weight	0
leading_weight	0.111463010775244
time_weight	0.445852043100977
distance_weight	0.363068509855747
smallest_leading_coefficient	1.31838145367349
available_points_distance	363.068509855747
available_points_time	445.852043100977
available_points_departure	0
available_points_leading	111.463010775244
available_points_arrival	79.6164362680317
time_validity	1
launch_validity	1
distance_validity	1
stop_validity	1
day_quality	1
ftv_day_validity	1
time_points_stop_correction	0

Scoring formula settings

param	value
id	GAP2018
min_dist	7
nom_dist	70
nom_time	1.5
nom_launch	0.96
nom_goal	0.3
day_quality_override	0
bonus_gr	5
jump_the_gun_factor	2
jump_the_gun_max	300
normalize_1000_before_day_quality	0
time_points_if_not_in_goal	0.8
use_1000_points_for_max_day_quality	0
use_arrival_position_points	1
use_arrival_time_points	0
use_departure_points	0
use_difficulty_for_distance_points	1
use_distance_points	1
use_distance_squared_for_LC	1
use_leading_points	1
use_semi_circle_control_zone_for_goal_line	1

param	value
use_time_points	1
scoring_altitude	QNH
final_glide_decelerator	none
no_final_glide_decelerator_reason	
min_time_span_for_valid_task	90
score_back_time	15
use_proportional_leading_weight_if_nobody_in_goal	0
leading_weight_factor	1
turnpoint_radius_tolerance	0.001

Report created: 2019-07-17T20:23:38+02:00

FS development, maintenance and support by  volirium