

XXII FAI WORLD HANG GLIDING CHAMPIONSHIP 2019



Organizzatori/Organizers



Partners/Sponsors



22nd FAI World Hang Gliding Class 1 Championship

Task 10

2019-07-12 to 2019-07-27, FAI Category 1 event

2019-07-26 Task 10

Race to Goal 100.6 km
















Provisional

No	Leg Dist.	Id	Radius	Open	Close	Coordinates	Altitude
1	0.0 km	D02	400 m	11:30	15:00	Lat: 46.27417 Lon: 13.17667	1170 m
2 SS	2.8 km	B26	25000 m	13:00	18:00	Lat: 46.10639 Lon: 12.90361	130 m
3	20.2 km	B26	8000 m	13:00	18:00	Lat: 46.10639 Lon: 12.90361	130 m
4	50.8 km	B16	25000 m	13:00	18:00	Lat: 46.12111 Lon: 13.7125	369 m
5	74.2 km	B48	10000 m	13:00	18:00	Lat: 46.27417 Lon: 12.99667	1450 m
6 ES	100.0 km	A20	1000 m	13:00	18:00	Lat: 46.06858 Lon: 13.36744	106 m
7	100.6 km	A20	400 m	13:00	18:00	Lat: 46.06858 Lon: 13.36744	106 m

StartGate(s): 13:00, 13:25

#	Id	Name	Nat	Glider	Sponsor	SS	ES	Time	km/h	Distance	Dist. Points	Lead. Points	Time Points	Arr. Pos. Points	Total
1	57	Primož Gricar	M GER	AEROS	Aeros,	13:00:00	15:55:12	02:55:12	33.3	100.57	472.8	69.4	319.9	62.7	925
2	107	Peter Neuenschwander	M SUI	AEROS	www.fly-bumblebee.com	13:00:00	15:50:17	02:50:17	34.3	100.03	471.0	92.3	295.2	52.7	911
3	73	Christian Ciech	M ITA	ICARO	AeCI - Icaro 2000 - Woody Valley	13:25:00	16:17:04	02:52:04	33.9	100.57	472.8	22.6	344.0	43.8	883
4	56	Gerd Doenhuber	M GER	ICARO	Skyline Flightgear	13:00:00	16:05:26	03:05:26	31.5	100.57	472.8	68.2	264.9	59.6	866
5	49	Gary Wirdnam	M GBR	ICARO		13:00:00	16:10:29	03:10:29	30.6	100.57	472.8	60.5	242.9	56.6	833
6	10	Manfred Ruhmer	M AUT	ICARO	Icaro2000, Woody Valley	13:00:00	16:16:45	03:16:45	29.6	100.57	472.8	45.8	218.0	48.5	785
7	70	Filippo Oppici	M ITA	WILLSWING	AeCI, Wills Wing, ROTOR, Flytec USA	13:00:00	16:16:03	03:16:03	29.7	100.57	472.8	33.3	220.7	53.8	781
8	22	Glauco Pinto	M BRA	ICARO	CBVL ROTOR / ICARO 2000	13:00:00	16:16:40	03:16:40	29.7	100.57	472.8	32.7	218.3	51.1	775
9	72	Alessandro Ploner	M ITA	ICARO	AeCI, Adidas, Icaro, Woody Valley, Naviter	13:00:00	16:16:58	03:16:58	29.6	100.57	472.8	35.1	217.2	46.1	771
10	24	Alvaro Figueiredo Sandoli	M BRA	WILLSWING	CBVL Coronata/WillsWing/Rotor	13:00:00	16:17:13	03:17:13	29.6	100.57	472.8	34.2	216.2	41.5	765
11	18	David Brito Filho	M BRA	AEROS	CBVL Corinthians Rotor CBVL	13:00:00	16:17:23	03:17:23	29.5	100.57	472.8	34.3	215.6	39.4	762
12	119	Pedro L. Garcia	M USA	WILLSWING	WillsWing / Digifly	13:00:00	16:21:55	03:21:55	28.9	100.57	472.8	30.3	198.9	37.4	739
13	44	Mario Alonzi	M FRA	AEROS	FFVL AEROS	13:00:00	16:22:48	03:22:48	28.8	100.57	472.8	30.2	195.8	35.5	734
14	91	Olav Opsanger	M NOR	MOYES	Moyes	13:00:00	16:23:04	03:23:04	28.7	100.57	472.8	28.6	194.8	33.7	730
15	66	Tullio Gervasoni	M ITA	WILLSWING	AeCI/WILLS WING/WOODY VALLEY	12:59:57	16:23:48	03:23:51	28.6	100.57	472.8	30.6	192.1	32.0	726
16	1	Steve Blenkinsop	M AUS	MOYES		13:00:00	16:25:01	03:25:01	28.4	100.57	472.8	32.0	188.0	30.5	723
17	58	Roland Woehrle	M GER	MOYES	skyline sparkasse haslach/zell	13:00:00	16:26:41	03:26:41	28.2	100.57	472.8	29.0	182.2	29.0	713
18	21	Marcelo Andrei Gomes Da Rocha	M BRA	AEROS	CBVL cscvl-moikano.com.br	13:00:00	16:30:53	03:30:53	27.7	100.57	472.8	33.9	168.1	27.5	702
19	78	Yuji Suzuki	M JPN	MOYES	etenoir, FoseKift, Nishikawa, simplism, yazine	13:00:00	16:31:48	03:31:48	27.5	100.57	472.8	30.6	165.1	25.0	694
20	16	Tschurnig Gunther	M AUT	ICARO	Wirth	13:00:00	16:31:25	03:31:25	27.6	100.57	472.8	26.4	166.4	26.2	692
21	122	Vanni Accattoli	M ITA	MOYES	AeCI	13:00:00	16:41:01	03:41:01	26.4	100.57	472.8	31.1	136.0	22.8	663
22	45	Christian Pollet	M FRA	AEROS	FFVL	13:00:00	16:40:58	03:40:58	26.4	100.57	472.8	26.6	136.1	23.8	659
23	115	Evgen Lysenko	M UKR	AEROS	Aeros, Altair	13:00:00	16:43:27	03:43:27	26.1	100.57	472.8	29.5	128.6	20.8	652

#	Id	Name		Nat	Glider	Sponsor	SS	ES	Time	km/h	Distance	Dist. Points	Lead. Points	Time Points	Arr. Pos. Points	Total
24	54	Gordon Rigg	M	GBR	MOYES	Skybean	13:00:00	16:44:52	03:44:52	25.9	100.57	472.8	28.1	124.3	20.0	645
25	96	Shane Mckay	M	NZL	ICARO		13:00:00	16:43:12	03:43:12	26.1	100.57	472.8	16.2	129.3	21.8	640
26	2	Rohan Taylor	M	AUS	MOYES	Flight Suite	13:00:00	16:47:42	03:47:42	25.6	100.57	472.8	28.1	115.9	19.2	636
27	75	Genki Tanaka	M	JPN	AEROE		13:00:00	16:49:56	03:49:56	25.4	100.57	472.8	23.2	109.4	18.5	624
28	67	Marco Laurenzi	M	ITA	ICARO	AeCI, Flyve, Digifly, WoodyValley, ICARO2000	13:00:00	16:51:57	03:51:57	25.1	100.57	472.8	21.5	103.6	17.8	616
29	98	Piers Throssell	M	NZL	MOYES		13:00:00	16:54:42	03:54:42	24.9	100.57	472.8	30.7	95.7	15.3	615
30	15	Wolfgang Siess	M	AUT	WILLSWING	WillsWing, Gloryfy, Rotor	13:25:00	17:09:29	03:44:29	26.0	100.57	472.8		125.5	14.7	613
31	77	Takashi Sunama	M	JPN	AEROE		13:00:00	16:52:56	03:52:56	25.0	100.57	472.8	17.1	100.8	16.7	607
32	53	Malcolm Brown	M	GBR	WILLSWING	Bhpa	13:00:00	16:53:56	03:53:56	24.9	100.57	472.8	15.8	97.9	15.7	602
33	9	Steve Docherty	M	AUS	MOYES		13:25:00	17:16:26	03:51:26	25.2	100.57	472.8		105.1	14.0	592
34	13	Walter Mayer	M	AUT	MOYES	T-WM.at	13:00:00	16:52:42	03:52:42	25.1	100.48	472.6	21.4	81.1	13.8	589
35	51	Dave Matthews	M	GBR	MOYES	BHPA	13:00:00	16:53:29	03:53:29	25.0	100.48	472.6	20.0	79.4	12.9	585
35	52	Grant Crossingham	M	GBR	MOYES	Luisa, Moyes brauniger	13:00:00	17:00:30	04:00:30	24.3	100.57	472.8	17.9	79.6	15.0	585
37	3	Rory Duncan	M	AUS	MOYES	Airborne, Moyes, ROTOR Australia	13:25:00	17:26:58	04:01:58	24.1	100.57	472.8		75.6	13.5	562
38	68	Davide Guiducci	M	ITA	ICARO	AeCI, Icaro 2000, Woody Valley	13:00:00	17:14:14	04:14:14	22.9	100.57	472.8	20.8	43.0	14.4	551
39	71	Manuel Revelli	M	ITA	ICARO	AeCI	13:25:00	17:32:16	04:07:16	23.6	100.57	472.8		61.3	13.2	547
40	30	Jiri Nadvornik	M	CZE	WILLSWING	LAACR	13:00:00	17:15:24	04:15:24	22.8	100.57	472.8	9.6	40.0	14.2	537
41	76	Shogo Ota	M	JPN	AEROE	nissei,Tsukishimakikai	13:00:00	17:18:29	04:18:29	22.6	99.98	470.8	18.4	25.6	11.0	526
42	50	Darren Brown	M	GBR	WILLSWING	Wills Wing UK	13:00:00	17:19:41	04:19:41	22.5	100.57	472.8	4.0	29.0	13.6	519
43	11	Christian Tiefenbacher	M	AUT	ICARO	Moderne Raumgestaltung Tiefenbacher, RCP Vermietung	13:00:00	17:27:43	04:27:43	21.8	100.57	472.8		8.9	13.4	495
44	26	Tyler Borradaile	M	CAN	MOYES	Flytec USA, Moyes	13:00:00	17:31:21	04:31:21	21.5	100.57	472.8	8.2		13.3	494
45	94	Matthew Barlow	M	NZL	MOYES	Nil	13:00:00				98.90	464.8	28.5			493
46	102	Matjaz Klemencic	M	SLO	MOYES	Red Bull, Naviter, Gloryfy	13:00:00				98.07	459.0	23.1			482
47	25	Evan Smith	M	CAN	WILLSWING		13:00:00				99.07	465.8	10.5			476
48	46	Francois Isoard	M	FRA	AEROE	FFVL - DCA	13:00:00				93.09	427.4	20.5			448
49	48	Andrew Hollidge	M	GBR	WILLSWING	Bhpa	12:59:52				93.92	430.7	19.1			446
50	106	Ubaldo Romano	M	SUI	AEROE	Delta club Interlaken	13:00:00				92.45	424.6	18.0			443
51	14	Alexander Sigl	M	AUT	WILLSWING	P.S.	13:00:00				92.25	423.5	12.7			436
52	38	Daniel Martin Mota	M	ESP	WILLSWING		13:00:00				93.09	427.5				428
53	117	Zac Majors	M	USA	WILLSWING	Wills Wing, Flytec	13:25:00				91.69	420.0				420
54	61	Carlos Rolando Alvarado	M	GUA	WILLSWING	Asociación Nacional de Vuelo Libre Guatemala	13:00:00				86.53	389.4				389
55	123	Igriza Flora	M	ITA	ICARO	bottega d'arte orafa Flora e Comoretto	13:00:00				85.44	386.0				386
56	99	Mikolaj Przewdzia	M	POL	AEROE	PSP	13:00:00				85.08	384.6				385
57	42	Eric Wyss	M	FRA	ICARO	FFVL	13:00:00				84.75	383.2				383
58	85	Joost Eertman	M	NED	ICARO		13:00:00				74.57	344.0	19.3			363
59	59	Joerg Bajewski	M	GER	ICARO	Timezone - ICARO 2000 - Aeros	13:00:00				76.98	351.5	9.9			361
60	17	Fabio Thomaz	M	BRA	MOYES	CBVL www.rioadelta.com.br	13:00:00				65.89	317.6	8.4			326
61	114	Canberg Ozveren	M	TUR	AEROE	Turkish Aeronautical Association	13:00:00				62.99	308.6				309
62	87	Gijs Wanders	M	NED	WILLSWING	-	13:00:00				61.67	303.5				304
63	100	Felix Cantesanu	M	ROU	AEROE	AEROS	13:00:00				60.42	298.0				298
64	116	Jeff Chipman	M	USA	MOYES		13:25:00				46.13	255.7				256
65	79	Minoru Kato	M	JPN	MOYES		13:00:00				40.16	237.8				238
66	83	Sander Van Schaik	M	NED	ICARO	sanderdelta.nl	13:00:00				38.86	233.7				234
67	120	John Simon	M	USA	AEROE	US Aeros, Sport Aviation Svcs	13:25:00				37.93	230.1				230
68	31	Jiri Gut	M	CZE	WILLSWING	Gut Composites ,Laa CR,	13:00:00				30.84	204.2				204
69	35	Frantisek Kostal	M	CZE	AEROE	LAA CR, Torsolo	13:00:00				30.33	202.7				203
70	28	Daniel Velez	M	COL	WILLSWING	anamariavelasquez.com	13:00:00				29.99	201.4				201
71	74	Akira Nagusa	M	JPN	WILLSWING	Takamaru Engineers KEEN Eruk	13:00:00				28.98	196.7				197
72	93	Derek Mckee	M	NZL	ICARO	Celabit	13:00:00				28.56	194.4				194
73	86	Tanno Rutten	M	NED	WILLSWING		13:25:00				25.63	176.2				176
73	60	Georg Schweier	M	GER	WILLSWING	no set	13:00:00				25.64	176.3				176
75	92	John Smith	M	NZL	ICARO		13:00:00				25.46	175.0				175
76	89	Johnny Nilssen	M	NOR	ICARO	Hangglidning Lanzarote	13:00:00				24.97	171.6				172
77	7	Nils Vesik	M	AUS	MOYES	Ideas with Legs	13:00:00				21.68	151.7				152
78	103	Franc Peternel	M	SLO	MOYES	WIFE NAVITER	13:25:00				20.11	143.1				143
79	34	Petr Polach	M	CZE	MOYES	LAA CR, pg-shop	13:00:00				19.60	141.0				141
80	33	Lukas Vojacek	M	CZE	AEROE		13:00:00				19.24	139.4				139
81	81	Young Don Lee	M	KOR	MOYES		13:00:00				19.06	138.4				138
82	6	Craig Taylor	M	AUS	MOYES		13:00:00				17.64	129.5				130
83	29	Dan Vyhnalík	M	CZE	AEROE	LAA CR	13:00:00				17.45	128.2				128
84	4	Trent Brown	M	AUS	MOYES		13:25:00				16.35	119.8				120
85	82	Jaesun Moon	M	KOR	ICARO		13:00:00				15.87	116.0				116

#	Id	Name		Nat	Glider	Sponsor	SS	ES	Time	km/h	Distance	Dist. Points	Lead. Points	Time Points	Arr. Pos. Points	Total
86	109	Damien Zahn	M	SUI		Moyes, Skyline, Deltalab, HighAdventure.ch	13:00:00				14.60	105.6				106
87	5	Peter Burkitt	M	AUS			13:00:00				13.89	100.5				101
88	113	Kamil Demirkan	M	TUR		Turkish Aeronautical Association	13:00:00				13.80	99.9				100
88	104	Janez Grm	M	SLO		Janez	13:00:00				13.78	99.8				100
88	43	Eric Mathurin	M	FRA		FFVL	13:00:00				13.79	99.8				100
91	118	Will Ramsey	M	USA			13:25:00				13.13	93.8				94
92	23	Konrad Heilmann	M	BRA		CBVL www.riohanggliding.com	13:00:00				12.75	89.9				90
93	84	Arne Tanzer	M	NED		Flying Dutchman, Woody Valley	13:00:00				12.41	86.5				87
94	37	Alvaro Idigoras	M	ESP			13:00:00				12.24	84.8				85
95	97	Tom Kellner	M	NZL		IBL	13:00:00				11.73	79.2				79
96	101	Konstantin Lukyanov	M	RUS			13:00:00				9.40	54.6				55
97	69	Suan Selenati	M	ITA		Aeci, WILLS WING, WOODY VALLEY	13:25:00				9.07	51.3				51
98	20	Eduardo Oliveira	M	BRA		CBVL VIVAAOVENTO CORINTHIANS	13:00:00				8.53	46.3				46
99	88	Emiel Jansen	M	NED		https://www.mooietenten.nl					7.00	35.3				35
99	108	Franz Herrmann	M	SUI		Herrmann Holzbau GmbH					7.00	35.3				35
99	27	Hernan Cortes Pinones	M	CHI			13:00:00				7.00	35.3				35

Notes

Id	Name	Note
89	Johnny Nilssen	Official Warning: Pilot did not respect Launch Order

Penalties

Note: % penalty is used to calc penalty as a % of total score. Both types can be combined. None affect the scoring of other pilots.

Id	Name	% penalty	points penalty	Reason
48	Andrew Hollidge		4	Jumped the gun by 0:08
66	Tullio Gervasoni		2	Jumped the gun by 0:03

Pilots absent from task (ABS)

Id	Name
8	Guy Hubbard
12	Joseph Salvenmoser
19	Max Turiaco
32	Petr Tucek
39	Tximo Iriarte
40	Jesus Mari Hernando Duque
41	Chomin Gallego Escribano
47	Antoine Saraf
55	Kajo Clauss
62	Attila Kis
64	Laszlo Okros
65	Noel Collins
80	Yoko Sano
90	Jens Krotseng
95	Viv Clements
105	Stanislav GALOVEC
110	Markel Neideman
111	Tommy Nilsson
112	Hakan Andersson Bernardo

Pilots not yet processed (NYP)

Id	Name
-----------	-------------

Task statistics

param	value
ss_distance	97.208
task_distance	100.57
launch_to_ess_distance	99.97
no_of_pilots_present	101
no_of_pilots_flying	101
no_of_pilots_lo	61
no_of_pilots_reaching_nom_dist	59
no_of_pilots_reaching_es	44
no_of_pilots_reaching_goal	40
sum_flown_distance	6772.144
best_dist	100.57
best_time	2.83805555555556
worst_time	4.5225
no_of_pilots_in_competition	120
no_of_pilots_landed_before_stop	0
sum_dist_over_min	6074.254999999999
sum_real_dist_over_min	6074.254999999999
sum_flown_distances	6772.143999999999
best_real_dist	100.57
last_start_time	2019-07-26T13:25:00+02:00
first_start_time	2019-07-26T12:59:57+02:00
first_finish_time	2019-07-26T15:50:17+02:00
max_time_to_get_time_points	4.52270850365957
no_of_pilots_with_time_points	44
goalratio	0.396039603960396
arrival_weight	0.0658986912562445
departure_weight	0
leading_weight	0.0922581677587423
time_weight	0.369032671034969
distance_weight	0.472810469950044
smallest_leading_coefficient	2.03819143110676
available_points_distance	472.810469950044
available_points_time	369.032671034969
available_points_departure	0
available_points_leading	92.2581677587423
available_points_arrival	65.8986912562445
time_validity	1
launch_validity	1
distance_validity	1
stop_validity	1
day_quality	1
ftv_day_validity	1
time_points_stop_correction	0

Scoring formula settings

param	value
id	GAP2018
min_dist	7
nom_dist	70
nom_time	1.5
nom_launch	0.96
nom_goal	0.3
day_quality_override	0
bonus_gr	5
jump_the_gun_factor	2
jump_the_gun_max	300
normalize_1000_before_day_quality	0
time_points_if_not_in_goal	0.8
use_1000_points_for_max_day_quality	0
use_arrival_position_points	1
use_arrival_time_points	0
use_departure_points	0
use_difficulty_for_distance_points	1
use_distance_points	1
use_distance_squared_for_LC	1
use_leading_points	1
use_semi_circle_control_zone_for_goal_line	1

param	value
use_time_points	1
scoring_altitude	QNH
final_glide_decelerator	none
no_final_glide_decelerator_reason	
min_time_span_for_valid_task	90
score_back_time	15
use_proportional_leading_weight_if_nobody_in_goal	0
leading_weight_factor	1
turnpoint_radius_tolerance	0.001

Report created: 2019-07-26T19:11:11+02:00

FS development, maintenance and support by 